



Junior Participation Program

STABLE SKILLS

PARTICIPANT BOOKLET



Ready Set Vault Champion Levels

There are four levels that make up Ready Set Vault.

**Green
Level**



**Yellow
Level**



**Red
Level**



**Blue
Level**



As you work through the levels of Ready Set Vault, you will learn lots of horsey general knowledge, tips about horse welfare, basic vaulting skills and complete some fun practical tasks.

**QUICK
FACT!**

**Horses have better
memories than
elephants!**

Top 10 Horse Safety Tips



1. _____

2. _____

3. _____

4. _____

5. _____

6. _____

7. _____

8. _____

9. _____

10. _____




Q: Why did the boy stand behind the horse?
A: He thought he might get a kick out of it!



PARTS OF THE HORSE

Just like you have an ear, elbow and a foot, horses have special names for parts of their bodies too. You need to know the correct body parts for when you are riding as well as when you are looking after your horse.

Use the word bank below to label the parts of Coco.




Answer options:

Forelock Mane Fetlock Rump Withers Chest Hoof Tail Muzzle Knee

SPEEDY HORSES

Some horses walk slowly and some horses run very fast. How fast a horse moves is called a “Gait”. Can you label the pictures of Coco with the correct “Gait”?

Match word to the picture of Coco.



Answer options:

Canter

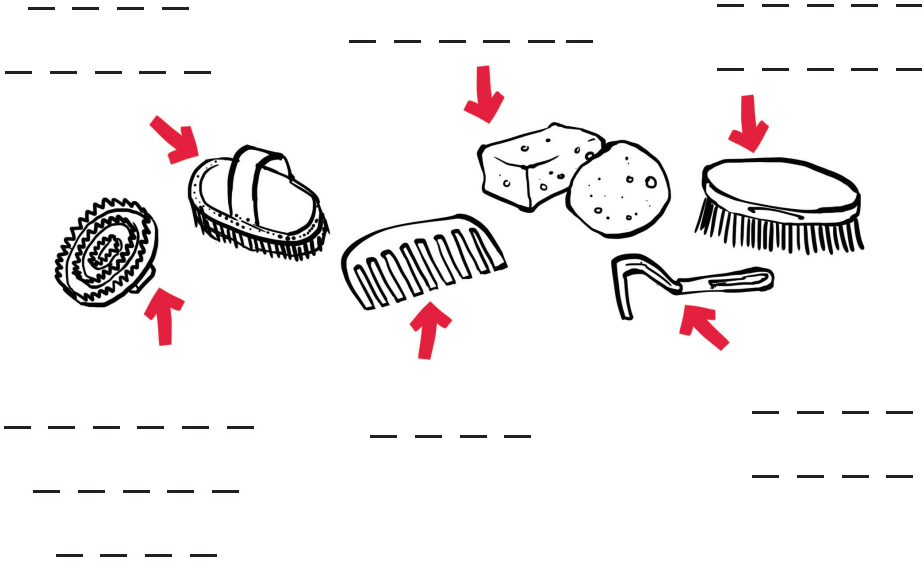
Trot

Gallop

Walk

CARING FOR COCO

Just like you have a bath and brush your teeth every day, horses need someone to look after them too! One of the very first things you should do before and after riding a horse is to 'groom' them. Use the clues below to label the common grooming equipment.



Answer options:

Rubber Curry Comb Sponge Body Brush Dandy Brush Hoof Pick Comb


BEHIND THE SCENES I-SPY

On your 'Behind the Scenes' tour, mark off the items below as you spot them.



Yellow Level Skills Check List

General Knowledge	
Skill	Completed
• Identify and name the items of equipment required to tack up a horse for vaulting and the items of clothing used by vaulters.	
• Name 3 Olympic equestrian sports and 3 Non-Olympic equestrian sports.	
• Identify 5 breeds of a horse.	
• Identify 5 key elements to owning a horse.	
Horse Welfare	
Skill	Completed
• Describe the living environment of a horse.	
• Demonstrate picking up a horse's hoof and list the importance in cleaning out their hooves.	
• Identify the needs of a horse and the difference between summer and winter in terms of rugs and shelter.	
• Identify four basic horse feeds.	



Joke:

Q: What are the only animals to sleep with their shoes on?
A: A horse, of course!



WALK LIKE A HORSE

A gait is the way and speed a horse moves.

There are four gaits for horses - walk, trot, canter and gallop.



A horse's **WALK** has four beats:

(1st beat) left back leg

(2nd beat) left front leg

(3rd beat) right back leg

(4th beat) right front leg

A WALK for a horse would be just like you walking too.

See
if you can
move like a
horse using
your hands
and feet!

A horse's **TROT** has two beats:

(1st beat) right front / left back

(2nd beat) left front / right back

A TROT for a horse would be just like you skipping.



A horse's **CANTER** has three beats

(1st beat) left back leg

(2nd beat) right back / left front

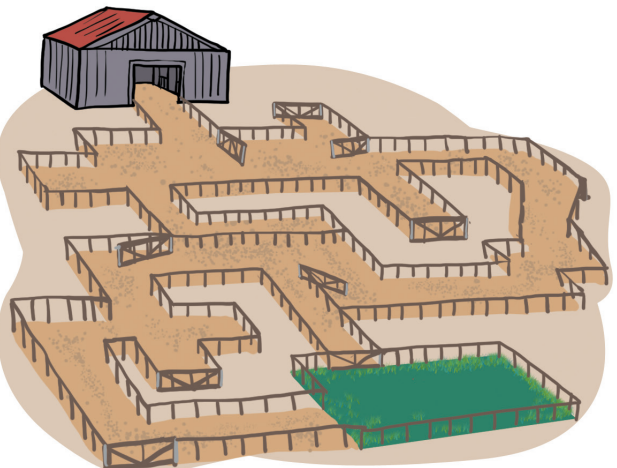
(3rd beat) right front leg

A CANTER for a horse would be just like you jogging.

GATE MASTER

It's super important when you go into any horse or farm paddock to remember to shut the gate behind you! If a gate is left open a horse may escape, get lost or get hurt.

Can you get from the barn to the paddock through the open gates?





Ready, Set, Vault is an initiative of Equestrian Australia
and Sport Australia.

The Other Dimension

This handbook has been designed and produced in
collaboration with The Other Dimension.



rideahorse.com.au